

Screening Students for Behavioral, Social and Emotional Health

How Prevention Practices Help You Sleep at Night



National Center for
Rural School Mental Health



Introductions

- Lou Ann Tanner-Jones
- Carol Ewen

Poll in Zoom



Center for Rural School Mental Health

- 5-year grant
- Missouri, Virginia and Montana
- Build capacity for rural schools to support student mental wellness
 - SEL screening
 - Evidence-based interventions matched to need
 - Data-based decision making
 - Tiered model of support



National Center for
Rural School Mental Health



Today's Learning Targets

- Define social emotional learning (SEL) and understand its importance to student achievement
- Understand how SEL screening can improve student outcomes
- Learn of innovative practices in Missouri



National Center for
Rural School Mental Health



What Keeps You Up at Night?

- **1 in 4 students** will develop a significant mental illness
- **Suicide** is the second leading cause of death in youth
- **In 2020 70%** of schools recorded violent student incidences
- **Teens ages 13–17 (81%)** report they have experienced negative impacts of pandemic-related school closures
- **51%** say the pandemic makes planning for their future feel impossible
- **50.6%** of youth diagnosed with a mental illness are not receiving treatment



National Center for
Rural School Mental Health

Educators need tools to keep schools safe

- **Screening**
- Suicide Assessment
- Threat Assessment
- Student Reporting
- SlateXP – (LearnSafe platform)



National Center for
Rural School Mental Health



SlateXP - (LearnSafe Platform)

- Don't underestimate the range of social and emotional issues emerging from the anonymity that the school-owned computer affords your students. You need:
 - actionable and accurate behavior information,
 - to support meaningful interventions, and
 - to meet your safety responsibilities, improve safety procedures.
- See the warning signs of self-harm or harm to others. Save lives.

SEL Competencies

- **Self-Awareness**, the ability to accurately recognize one's emotions and thoughts and their influence on behavior,
- **Self-Management**, the ability to regulate one's emotions, thoughts, and behaviors effectively in different situations,
- **Social Awareness**, the ability to take the perspective of and empathize with others from diverse backgrounds and cultures,
- **Relationship Skills**, the ability to establish and maintain healthy and rewarding relationships with diverse individuals and groups, and
- **Responsible Decision-Making Skills**, the ability to make constructive and respectful choices about personal behavior and social interactions



Poll # 2

- I believe students' ability to regulate their emotions and manage their behavior is critical to academic success
- I believe it is the educators' responsibility to teach SEL strategies to students just like academics
- Our school uses MTSS as a system to address student SEL needs



National Center for
Rural School Mental Health



What We Know

Students with emotional and behavioral problems often have:

- Poorer school-related and long-term outcomes
- Lower overall academic achievement
- Higher rates of suspension and expulsion
- Higher rates of absenteeism
- Highest incidence of contact with juvenile justice system, mental health system
- Lower graduation rates
- Poorer psychosocial outcomes



National Center for
Rural School Mental Health

Benefits of Addressing SEL Skills

In a cost-benefit analysis of six SEL programs, it is estimated that these programs generated an average return of **\$11 per \$1 invested** (2015).

- Students who received SEL instruction had achievement scores that averaged **11 percentile points higher** than those who did not.
- SEL programming can have a **positive impact up to 18 years later** on academics, conduct problems, emotional distress, and drug use.



Poll # 3

How do you identify students at risk for social, emotional and behavior problems?

- Rely on teacher, parent or community providers to refer students
- Each teacher is asked to think about each student and report concerns several times a year
- Use a behavioral/emotional screener to screen most/all students
- Problem solving team identifies students based on ODRS and teacher referral



National Center for
Rural School Mental Health



The Problem With ODRs

Not the best data sources to identify concerns!

- Identify only 20% of those at-risk
- Not sensitive to a wide range of concerns (e.g., internalizing issues)
- ODRs better suited to gauge the health of your system than identify at-risk students



National Center for
Rural School Mental Health



The Problem with Adult Referrals

- Parents, teachers or community providers may not recognize problematic behaviors to be able to make a referral
- Teachers often report that they aren't trained or comfortable in knowing if they are referring the right students
- The result could be that behavioral/emotional problems may be under-referred and/or referrals are delayed



National Center for
Rural School Mental Health



The Solution: find concerns early and prevent larger problems in the future

- Let's **ask kids** about their concerns
- **Ask teachers** what they see and
- Let's do this **regularly**, making it **part of your school culture**

Screening is proactive and decreases the likelihood that schools will overlook a student in need of support or intervention



National Center for
Rural School Mental Health



Choosing the Right Screener for Your District

- BASC-3 Behavioral and Emotional Screening System Ages 3-18
- Youth Self Report Ages 11-18
- Behavior Intervention Monitoring Assessment System 2 Ages 5-18
- **Strengths and Difficulties Questionnaire Ages 3-16**
- **Student Risk Screening Scale Ages 5-18**



National Center for
Rural School Mental Health

Boone County Early Identification System (EIS) Model for Universal Screening

Our system

- Screen all students for social-emotional concerns
 - ask kids how they are doing
- Ask teachers how kids compare to same age peers

Do this county-wide

- Conduct with all students in grades 3-12
 - Consideration of use for special populations
 - Developmentally appropriate language
- Ask teachers K-12
 - Norms based on each school
- Useful to find students who are “at risk” of behavioral or emotional concerns
 - Internalizing as well as externalizing behaviors



Efficient Use of Screening Data

- 1) Look at school or class wide problems first
- 2) Identify students needing small group support
- 3) Identify students needing intensive individual support

Areas of Risk

Attention &
Academic
Competence

Social Skills &
Peer Relations

Internalizing
Behavior

Self-Regulating
Externalizing
Behavior

School
Engagement
(student only)

General Risk
Indicator

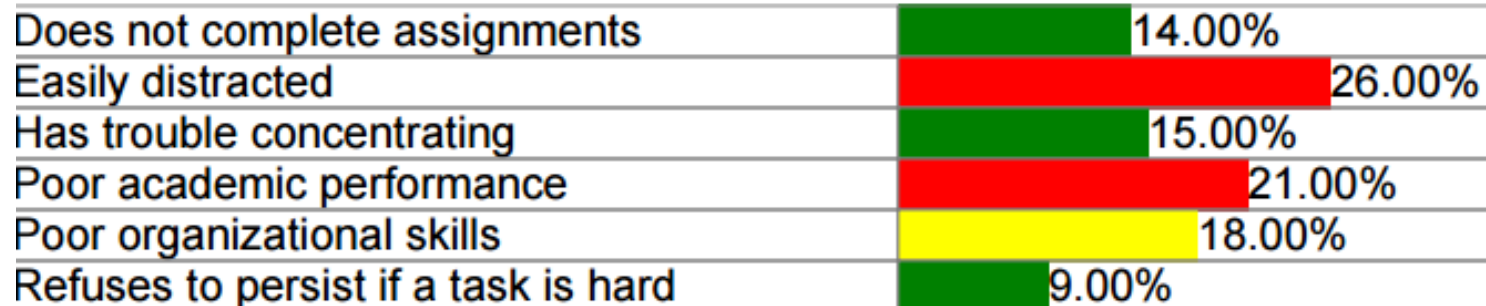


Identifying Needs for School-Wide, Classroom-Wide and Small Group Interventions

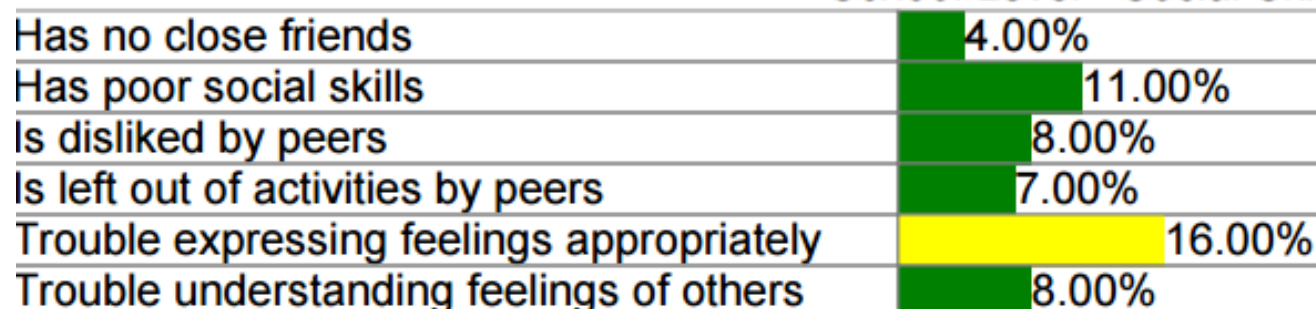
- **Red** >20% of your youth are experiencing this risk factor; your school or grade level may consider a school-wide or classroom level intervention to address this concern as it affects more than 1 in 5 students.
- **Yellow** 15%-19% of students experience this risk factor; your school or grade level may consider small group or tier 2 supports to target areas.
- **Green** <15% of students experience this risk factor




School Level - Attention and Academic Competence



School Level - Social Skills and Peer Relations



School Level - Internalizing Behavior



Student Name	
Grade	
School	

The following provides a summary of areas in which this student may need additional supports to be successful. Green indicates that the item was not endorsed. Yellow indicates that an item was endorsed and may benefit from attention. Overall areas in yellow indicates that this students overall score was slightly elevated in this area as comparison to peers. Red indicates that the overall area is a concern and needs attention; scores were 2 standard deviation higher than peers.

No Risk	Some Risk	Needs Attention
---------	-----------	-----------------

Attention and Academic Competence - ZScore = 3.10060162140832	
Poor organizational skills	
Poor academic performance	
Easily distracted	
Does not complete assignments	
Refuses to persist if a task is hard	
Has trouble concentrating	

Social Skills and Peer Relations - ZScore = 3.74650058926441	
Is disliked by peers	
Is left out of activities by peers	
Has no close friends	
Has poor social skills	
Trouble expressing feelings appropriately	
Trouble understanding feelings of others	

Internalizing Behavior - ZScore = 4.14183647814726	
Poor self-esteem	
Is sad	
Is withdrawn	
Worries a lot	

Self-Regulating and Externalizing Behavior - ZScore = 3.63849518495979	
Does not work well with others	
Is bossy	
Blames others	
Difficulty controlling temper	

Bullies others	
Spreads rumors about other students	
Excludes others	
Is easily irritated	
Is Defiant	
Is verbally aggressive	
Is physically aggressive	
Breaks rules	
Lies	
Has trouble calming down	
Takes property of others	
Argues with adults	
Breaks things on purpose	
Does not think before acting	

General Risk - ZScore = 4.08740453250225	
Is bullied	
Has expressed suicidal statements	
I am struggling with this student	
Is NOT academically ready for this grade	
is NOT behaviorally ready for this grade	

Things to Consider

How to **include families and community**

Screenings results help identify the severity or degree of need in a **school community** and **direct resources** to support students

Supports should be provided through a MTSS framework with a **trauma-informed approach** that provides targeted and intensive interventions as needed.

Individual services should not be determined solely through the screening process



National Center for
Rural School Mental Health

You want to screen for concerns, now what?

- Identify **which screening tool** to use-consider cost and administration time
- Plan for **training, administering, scoring and interpreting findings, and connecting data to interventions**
- Communicate **purposes and use** of screening tools with adolescents, parents and school staff
- Determine the **number and timing of administrations** (e.g., two or three times per year)



Unpacking Your Toolkit

- Using ODRs as a Behavior Screener
- SAMSHA Ready, Set, Go, Review: Screening for Behavioral Health Risk in Schools
- Comprehensive School Threat Assessment Guidelines (CSTAG)
- Columbia Suicide Severity Rating Scale



National Center for
Rural School Mental Health

Thank you!

Lou Ann Tanner-Jones: tannerjonesl@missouri.edu

Carol Ewen: carol.ewen@mso.umt.edu



National Center for
Rural School Mental Health